

Viewing Activity Logs

Activity Logs show operations and requests that have been performed on your virtual servers/resources.

API Essentials

API Key Generation

To view your **activity logs** (the API method for retrieving logs is here: [Logs](#)) you will first need to log into **myCP**. Once logged in, click **manage cloud servers**.

Autoscaling

- Add Autoscaling Rules
- Get List of Autoscaling Rules for VS
- Remove Autoscaling Rules

Backups

- Add/Edit Note
- Convert Backup to Template
- Create Backup
- Delete Backup
- Get List of All VS Backups
- Get List of Incremental Backups
- Get List of Normal Backups
- Restore Disk from Backup

Credit

- Get Credit

DNS

- Add DNS Record
- Add DNS Zone
- Delete DNS Record
- Delete DNS Zone
- Edit DNS Record
- Get DNS Zones
- Get List of DNS Zone Records
- Get List of Name Servers

Firewall Rules

- Add Firewall Rule
- Get Firewall Rules
- Update Firewall Rules

Flex Cloud VM Control

Getting Started with Superb Flex Cloud

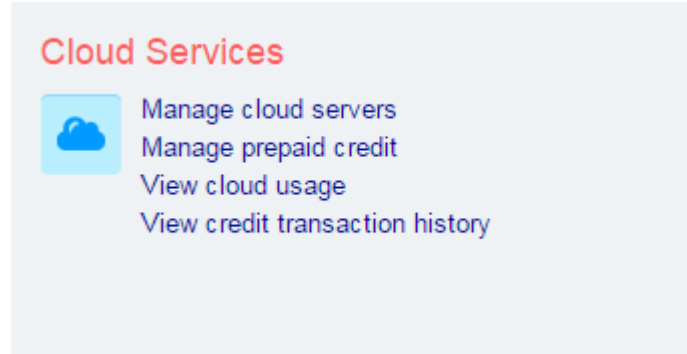
IP Addresses

- Get IP Address Joins

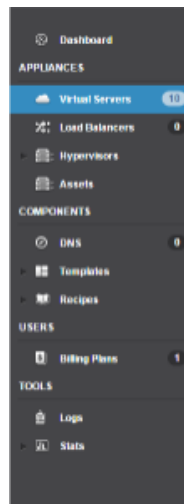
Logs

- Get List of Log Items
- Get List of Transactions
- Get list of VS Transaction

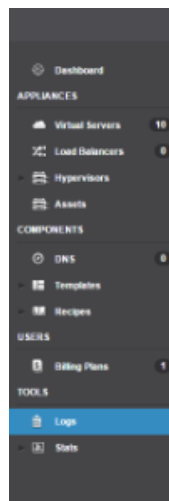
Network Interfaces



Here you can chose to either view the logs of a specific machine by selecting your **Virtual Servers** (highlighted below) and clicking on the label of the machine you want to view logs for.



Or you may also select **Logs** (highlighted below). This will show you a mixed log of all your servers.



- Get VS Network Interfaces
- Rebuild VS Network

Recipes

- Add Recipe
- Add Recipe Step
- Assign Recipe to Virtual Server
- Delete Recipe
- Delete Recipe Step
- Edit Recipe
- Edit Recipe Step
- Get All Recipes
- Get Recipe Steps
- Get Virtual Server Recipes
- Remove recipe from Virtual Server
- Run Recipe on Multiple Virtual Servers
- Swap Recipe Step Number

SSH Keys

- Add SSH Key
- Delete SSH Key
- Edit SSH Key
- Get SSH Keys
- Set SSH Keys on VS

Templates

- Get Templates

Test Route

Troubleshooting API Issues

Viewing Activity Logs

Virtual Server Operating Systems

Virtual Servers

- Add Virtual Server
- Billing Statistics
- Build Virtual Server
- Delete Virtual Server
- Edit Virtual Server
- Get CPU Usage Statistics
- Get List of Virtual Machines
 - Get specific VM Details
 - Search Virtual Servers by label
- Get statuses for All VMs
 - Get Specific VS Status
- Reboot Virtual Server
- Reset VS Password
- Shutdown Virtual Server
- Startup a Virtual Server
- Stop Virtual Server

You can filter your logs to show just **complete**, **running** or **failed** items.

ACTIVITY LOG					
Ref	Date	Action	Target	Dependent	
✓ 18659	23 Dec 01:34	DestroyBackup	Backup #1005	18658	
✓ 18658	23 Dec 01:34	TakeBackup	Backup #1014		
✓ 18657	23 Dec 01:29	DestroyBackup	Backup #1004	18656	
✓ 18656	23 Dec 01:29	TakeBackup	Backup #1013		
✓ 18602	22 Dec 01:34	DestroyBackup	Backup #997	18601	
✓ 18601	22 Dec 01:34	TakeBackup	Backup #1005		
✓ 18600	22 Dec 01:29	DestroyBackup	Backup #996	18599	

To get details on specific log item click on the **Ref #**:

[Dashboard](#) > [Logs](#) > Log Item #18659

LOG ITEM DETAILS ✕

The detail of the selected log item.

LOG INFO

Date	23 Dec 01:34:03
Action	DestroyBackup
Status	Complete
Ref	17846
Target	Backup #1005
Dependent	18658
Started at	23 Dec 02:06:34
Completed at	23 Dec 02:06:34

Output

Remote Server: 172.16.0.101

Running: `rm -RF "/onapp/backups/y/t/yto3qwg2vkcorj"`

Running: `rm -RF "/onapp/backups/y/t/yto3qwg2vkcorj.mbr"`

VS Disks

- Add New Disk
- Delete Disk
- Edit Disk
- Get VS Disks